
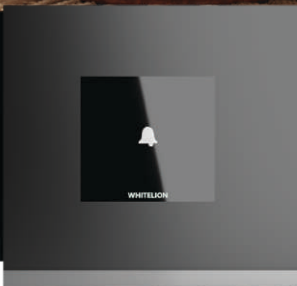
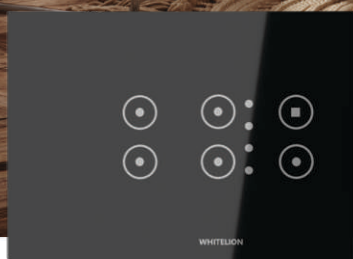





WHITELION

RISE BEYOND

Switch to **touch**





Posh series

Ascend to touch

Incredible good looks go hand in hand with powerful performance. When you choose a smart switch like the Posh Series from WhiteLion, you are entering a world of luxury and finesse. Feel the power with every touch. It's time to switch on smartness.



Our wide range of Posh switches

2B-BELL



2A-SODDEN



2S-SPLASH



3M-DAMPEN




2I-IMBUE



2M-DRENCH




2C-CURTAIN




4M-BAPTIZE




4F-BAPTIZE 2



6M-AQUA




6F-SPRINKLE




8M-OZONE



8F2-OCEAN2



8F-OCEAN



Available in



Quartz series

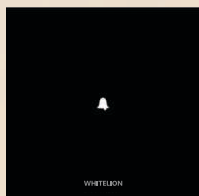
Ascend to touch

The Quartz Series from WhiteLion sports a classy design with a 3mm toughened glass front. Perfect for those who seek an elevated level of elegance in their interiors, its good looks are a cherry on top of the smart features.




Our wide range of Quartz switches


2BQB-BELL



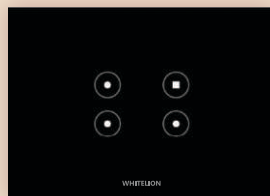
2PQB-SOCKET/6A



2SQB-SPLASH



3MQB-DAMPEN



2MQB-DRENCH



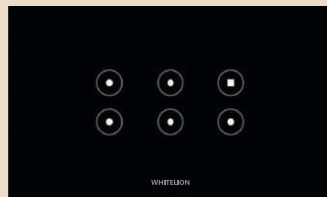
2CQB-CURTAIN




2IQB-IMBUE



4MQB-BAPTIZE




6FQB-SPRINKLE



4FQB-BAPTIZE2



6MQB-AQUA



Available in




Features




Modular size

WhiteLion Smart Switches comes in modular sizes and are also compatible with plates from various industry leaders.




Two way provision

One of the best part about our Smart Switches is that they can be used to enable a two way provision of usage.



Retro fit

Our Smart Switches can be installed in your existing wiring. No rewiring needed at all. Absolutely retro fit.



Water resistant

That splash of water on your switch is no longer dangerous. Our Smart Switches are absolutely water resistant.




Shock Proof

The piezo-electric surface of our smart switches render a shock proof experience. You may use a wet hand or a wet cloth without any worry!




Master Control

Every WhiteLion Smart Switch Panel has a Master Control switch which can be used to turn on / off all switches at once



Heavy Load

For Heavy Load home appliances like AC, Chimney, Motor we have a High Load Device in our product range. It increases the wattage capacity of the switches



Dual light Indication

A dual light indication helps in understanding if the switch is in on mode or off mode.

Our range of Accessories

Remote

The WhiteLion Smart Switch remote controller is powered by coin cell. The remote controller adds the functionality of remote lighting control, fan control and also controls other devices. It makes your old fan controllable by remote.



High load device

The High Load Device can be added to the back of any WhiteLion Smart Switch to make it capable of running appliances that require a high load of current like ACs, geysers and other high load appliances and similar systems.



Wi-Fi Chip

The Wi-Fi chip for switches is an inexpensive add-on that adds true smart features like mobile app control and voice control to your lights, fans and other appliances. Also, add this chip to any of our switches to make them truly smart. It can be controlled by smartphones via the WhiteLion Mobile App and be voice-controlled via smart assistants like Amazon Alexa and Google Home.



Easy to operate

WhiteLion switches comes with flexible modes of operations such as mobile app, voice operated and remote controlled






Curtain Automation



Fan Regulation



Dimmable Light



Touch Switch



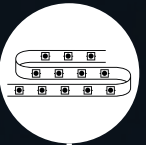
Light Automation



Motion Sensor



Heavy Load Control



Mood Light Automation

Home automation in true sense



Motion Sensors

Motion Sensors detect the presence of any person on the radar and turn on/off the respective lights without the need for switches. Useful for bathrooms, passages, garages, parking areas, godowns, etc.




PIR.C 101

PIR.S 102

M.W.C 101

TV Sensors

TV Sensors are used for “extending” the infrared remote control functionality of devices without displaying them out in the open. You can hide your set-top box and still continue to use it normally without spoiling the great look of your TV.



TVWD 1.1

TVWD 1.4

Join the **smart revolution**
and live a stress free life





WHITELION

RISE BEYOND

For Enquiry

info@whitelion.in
sales@whitelion.in
support@whitelion.in

Address

Union Heights, A-wing, 8th Floor,
Opp. Rahul Raj Mall, Besides
Lalbai Contractor Stadium,
Maharana Pratap Road, Piplod,
Surat 395 007, Gujarat, India

www.whitelion.in

Sales: +91 261 3500 400 | Tech Support: +91 261 3500 419

